

LOS ANGELES LEADERSHIP ACADEMY HIGH SCHOOL

Board Report: January 23, 2024

Elsa Ochoa, Principal

I. Enrollment: 166 as of January 19, 2024

Grade	Enrollment	Compared to 11/17
9th Grade	41	
10th Grade	38	-1
11th Grade	41	-1
12th Grade	46	-1

II. Attendance: Year-to-date = 90.63%

Grade Levels	Attendance Percentage
9th Grade	91.68%
10th Grade	89.35%
11th Grade	88.06%
12th Grade	93.14%

School Actions:

- Attendance phone calls made daily to families
- Robo Calls began in November
- Independent Studies Tier I offered
- PBIS Attendance Incentives
 - Perfect attendance awards + incentives
 - Highest advisory attendance/month
 - Highest attendance grade level/month
 - Grade level perfect attendance days competition
- PESA Interns for truancy and absenteeism
- Tiered System for Addressing Truancy
 - certified letters re: Truancy
 - documented Attendance Success Meetings with parents/guardians, students, & Principal

III. Instruction & Supplemental Instructional Supports

- Accommodations Workshops
- College Tours
 - Pasadena City College [10th Grade]

IV. Professional Development & Teacher Support

- Informal Observations & Formal Observations (September and ongoing)
- Department Meetings for WASC & LAUSD Oversight (September and ongoing)
- Grade Level Meetings (September and ongoing)
- Professional Learning Communities (September and ongoing)
- Student Success Teams Began [12 to date]
 - 8 of 12 students successfully raised all grades in semester 1
- 504 Meetings [3 to date]
- 11/6-11/9 & 12/4-12/8 SpEd Accommodations Workshops
- Full Time School Counselor
- PESA LSW on campus Fridays until 11/10
- PESA Director on campus twice a week
- Row Ed Transition Coordinator on campus twice a week
- Row Ed Designated Instructional Services (DIS) Counselor twice a week
- All Stars After School Program Coordinator
- EL support in classes
- Paraprofessional in classes
- Math Support in every math class

V. Discipline & Safety

- 23-24 Year-to-date: 2 suspensions
- Security Guard and Metal Detection
- Multi-Tiered System of Support: Academic, Attendance, Behavior, SEL Support for Students
 - LACOE PBIS Year 1 Implementation: ROAR expectations
 - Respectful, Ownership, Active Learner, Responsible
 - Restorative Practices
 - 1/8 - 1/12 Youth Court Training
 - Academic Enrichment (formerly Intervention Class)
 - College and Career Readiness (formerly Study Hall Class) with Get Focused, Stay Focused Curriculum
 - Mental Health Counseling
 - Row Education
 - Didi Hirsch
 - VIP
 - 2-3 PESA Interns

- Counselor support: Mr. Ruben Martinez
- Emergency drills planned 1 per month
 - Emergency Response Guide in each room on campus, sent home to families, and in students' binders

VI. Parent/Guardian Communication

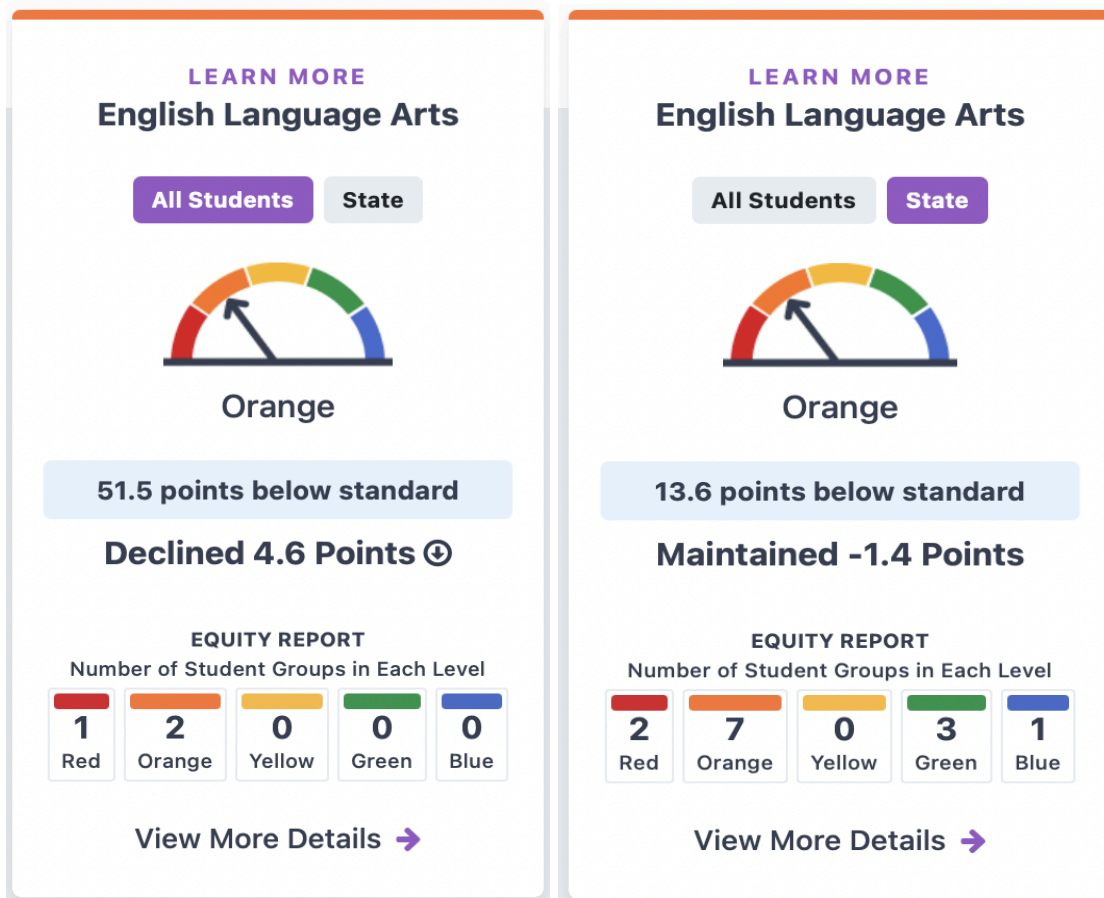
- 12/2 Coffee with a Cop

VIII. School Culture, Celebrations, & Events

- 1/16 Service Day
- 1/19 Winter Formal 6-9pm

VII. Student Achievement

- 1/23-1/25 Winter NWEA
- Dashboard Data 2023



ELA: English Learners	
Entity	DFS
LALA	-77.9
STATE	-67.7


ELA: Hispanic	
Entity	DFS
LALA	-50.8
STATE	-40.2

ELA: Socioeconomically Disadvantaged	
Entity	DFS
LALA	-49.2
STATE	-42.6

ELA: Students with Disabilities	
Entity	DFS
LALA	-108.6
STATE	-96.3

LEARN MORE
Mathematics

All Students
State



Orange

117.4 points below standard

Increased 6.5 Points ⬆


EQUITY REPORT
Number of Student Groups in Each Level

1	2	0	0	0
Red	Orange	Yellow	Green	Blue

[View More Details →](#)

LEARN MORE
Mathematics

All Students
State



Orange

49.1 points below standard

Maintained 2.6 Points

EQUITY REPORT
Number of Student Groups in Each Level

3	4	4	1	1
Red	Orange	Yellow	Green	Blue

[View More Details →](#)

Math: English Learners	
Entity	DFS
LALA	-146.1
STATE	-93.4

Math: Hispanic	
Entity	DFS
LALA	-116.8
STATE	-80.8

Math: Socioeconomically Disadvantaged	
Entity	DFS
LALA	-117.6
STATE	-80.8

Math: Students with Disabilities	
Entity	DFS
LALA	-166
STATE	-127.3

Supports:

- Paraprofessional in classes provide support for students with disabilities
- Paraprofessional in classes provides support for ELL students
- Math Support in classes for both students with disabilities and ELL students
- Math Teachers' Professional Development with WestEd
- After school tutoring

LEARN MORE
English Learner Progress

All Students **State**

Blue

71.4% making progress
Increased 6.8% ↗

[View More Details →](#)

LEARN MORE
English Learner Progress

All Students **State**

Yellow

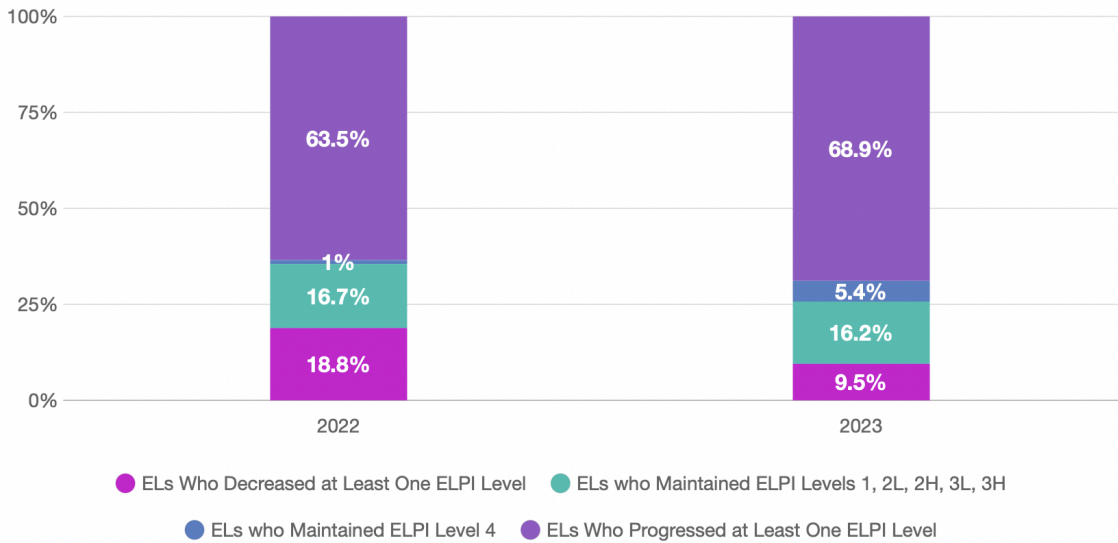
48.7% making progress
Maintained -1.6%

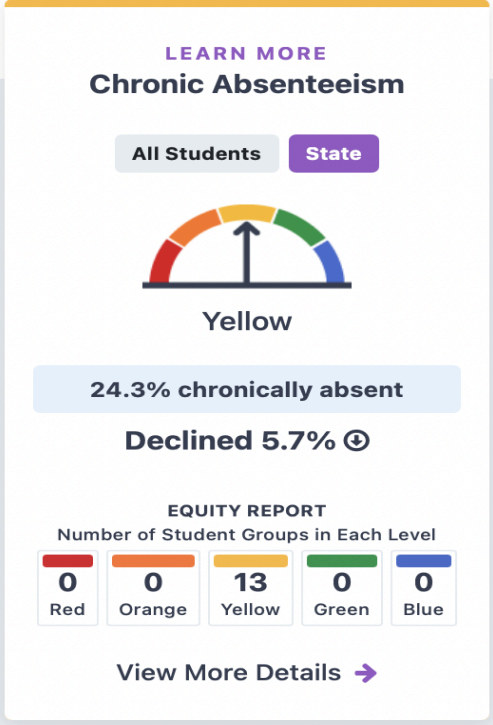
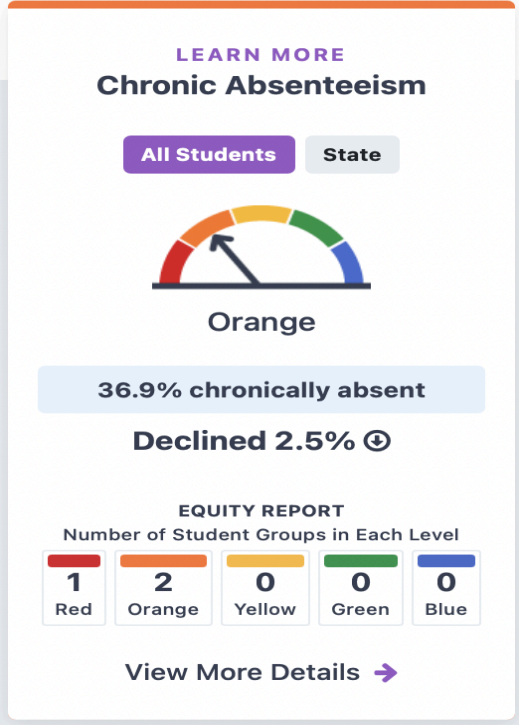
[View More Details →](#)

Student English Language Acquisition Results

Summative ELPAC

The percentage of current EL students who progressed at least one ELPI level, maintained ELPI level 4, maintained lower ELPI levels (i.e, levels 1, 2L, 2H, 3L, or 3H), or decreased at least one ELPI Level.





Chronic Absenteeism: English Learners	
Entity	%
LALA	43.6%
STATE	26.3%

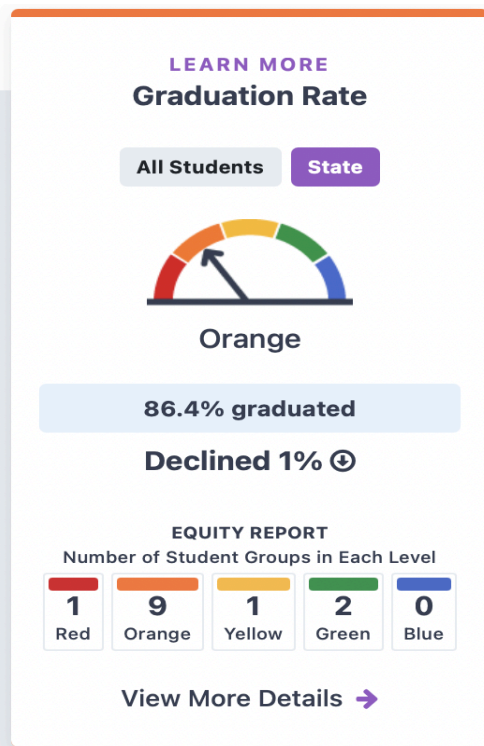
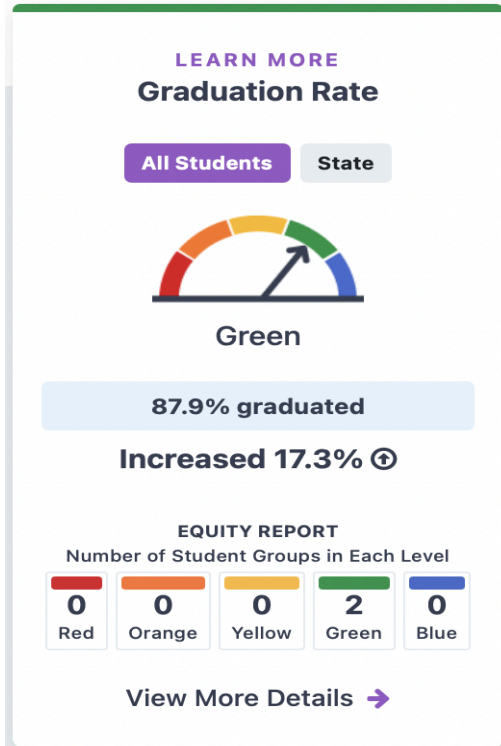
Chronic Absenteeism: Hispanic	
Entity	%
LALA	36.7%
STATE	28.4%

Chronic Absenteeism: Socioeconomically Disadvantaged	
Entity	%
LALA	37.7%
STATE	29.9%

Chronic Absenteeism: Students with Disabilities	
Entity	%
LALA	30.8%
STATE	33.1%

School Actions:

- Attendance phone calls made daily to families
- Robo Calls began in November
- Independent Studies Tier I offered
- PBIS Attendance Incentives
 - Perfect attendance awards + incentives
 - Highest advisory attendance/month
 - Highest attendance grade level/month
 - Grade level perfect attendance days competition
- PESA Interns for truancy and absenteeism
- Tiered System for Addressing Truancy
 - certified letters re: Truancy
 - documented Attendance Success Meetings with parents/guardians, students, & Principal



Graduation Rate: English Learners	
Entity	%
LALA	81.8%
STATE	73.5%

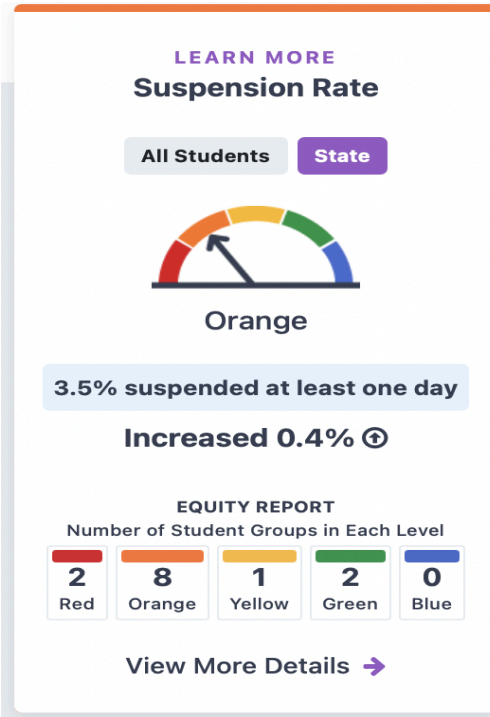
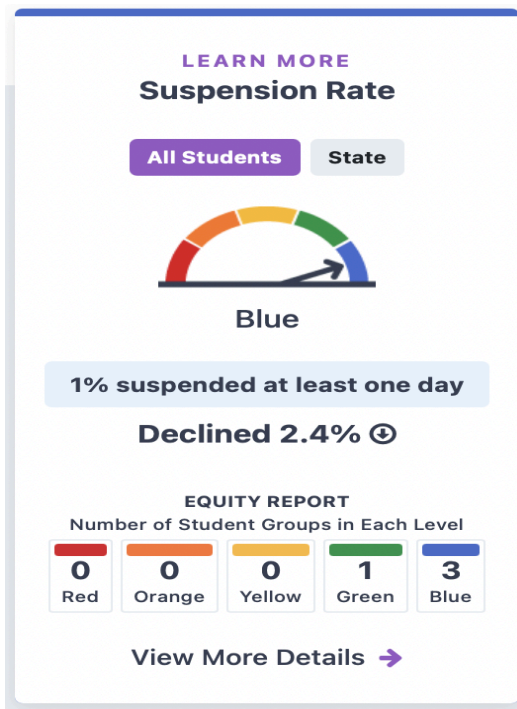
Graduation Rate: Hispanic	
Entity	%
LALA	88.7%
STATE	84.2%

Graduation Rate: Socioeconomically Disadvantaged	
Entity	%
LALA	87.9%
STATE	83.7%

Graduation Rate: Students with Disabilities	
Entity	%
LALA	Less than 11 students - data not displayed for privacy
STATE	72.7%

Supports:

- Continue Student Success Teams
 - Monitored progress and meetings with parents/guardians and student
- Collaboration amongst senior teachers in Grade Level Meetings
- Counselor provides parent/guardian and student support
- Acellus credit recovery classes available online



Suspension Rate: English Learners	
Entity	% suspended at least one day
LALA	1%
STATE	3.7%

Suspension Rate: Hispanic	
Entity	% suspended at least one day
LALA	1%
STATE	3.8%

Suspension Rate: Socioeconomically Disadvantaged	
Entity	% suspended at least one day
LALA	.8%
STATE	4.5%

Suspension Rate: Students with Disabilities	
Entity	% suspended at least one day
LALA	1.9%
STATE	5.9%

Supports:

- Multi-Tiered System of Support: Academic, Attendance, Behavior, SEL Support for Students
 - LACOE PBIS Year 1 Implementation: ROAR expectations
 - Respectful, Ownership, Active Learner, Responsible
 - Restorative Practices
 - 1/8 - 1/12 Youth Court Training
 - Academic Enrichment (formerly Intervention Class)
 - Mental Health Counseling
 - Row Education
 - Didi Hirsch
 - VIP
 - 2-3 PESA Interns
 - Counselor support: Mr. Ruben Martinez