

LOS ANGELES LEADERSHIP ACADEMY HIGH SCHOOL
Board Report: March 26, 2023
Elsa Ochoa, Principal

I. Enrollment: 193 as of March 26, 2023

| Grade | Enrollment |
|------------|------------|
| 9th Grade | 38 |
| 10th Grade | 49 |
| 11th Grade | 48 |
| 12th Grade | 58 |

II. Attendance: Year-to-date= 88.73%

| Grade Levels | Attendance Percentage |
|--------------|-----------------------|
| 9th Grade | 88.9% |
| 10th Grade | 87.61% |
| 11th Grade | 92.23% |
| 12th Grade | 86.65% |

School Actions

- Attendance phone calls made daily to families
- Independent Studies offered
- PBIS Attendance Incentives
 - Perfect attendance awards + incentives
 - Highest advisory attendance/month
 - Highest attendance grade level/month
 - Grade level perfect attendance days competition
- PESA Interns for truancy and absenteeism
- Administrator meetings with parents/guardians

III. Instruction & Supplemental Instructional Supports

- 12th Grade CSU & UC Applications
- MyPath intervention program
- In-School Tutoring: electives, study hall; small groups no larger than 3 students
 - In person or online options
- Acellus credit recovery
- College tours with PESA

- Cooking Class with John on Wednesdays
- Sports
 - Boys Baseball
 - Girls Softball
 - Boys Volleyball
 - HOLA Girls Soccer
 - HOLA Boys Soccer
- Elective Classes
- College and Career Day March 24
- Summer School enrollments starting soon

IV. Professional Development & Teacher Support

- Weekly department meetings/Professional Learning Communities (August & ongoing)
- Initiated WestEd Mathematics Professional Development (August & ongoing)
- Monthly grade level meetings (August & ongoing)
- Informal Classroom Observations (September & ongoing)
- Colleague Classroom Observations (September & ongoing)
- Monthly Department Chairs Meetings (October & ongoing)
- Mentor Teacher support for teachers
- Learning Walks for teacher supports

V. Discipline & Safety

- 22-23 Year-to-date: 2 suspensions
- Continue with PBIS implementation: ROAR expectations
 - Respectful, Ownership, Active Learner, Responsible
- Counselor support: Mr. Ruben Martinez
- 2 PESA Interns
- Emergency drills

VI. Parent/Guardian Communication

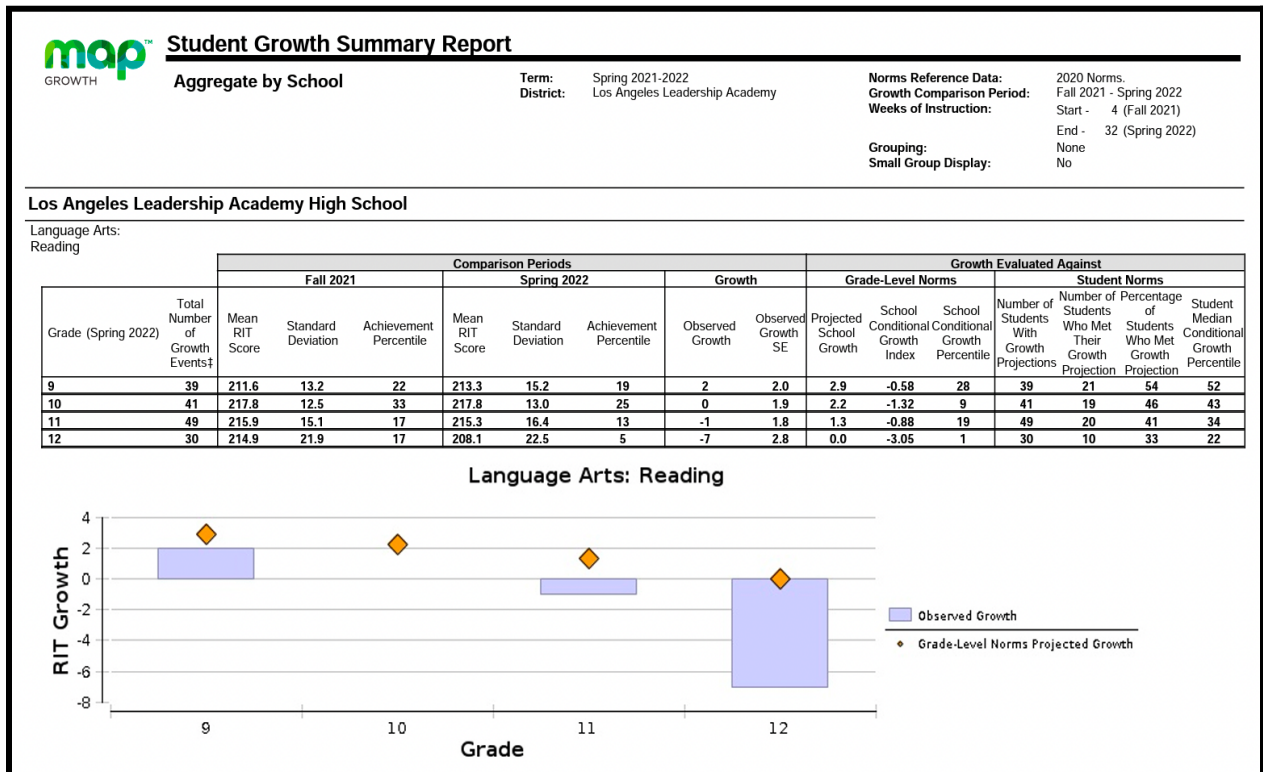
- Events with the Principal: monthly presentations with PESA
 - February 4, 9-11am
 - March 4, 9-11am
- Lion News: monthly newsletters mailed to parents/guardians
- Counselor News: monthly newsletters mailed to parents/guardians
- ParentSquare reminders
- 8th Grade Dinner & Informational February 15, 5:30-7:30pm
- Open House March 9, 5-7pm
- March Madness Staff vs Parents March 29, 5-7pm

VIII. School Culture, Celebrations, & Events

- Positive Office Referrals
- Student Council
 - Bulletin Boards

- Announcements
- Green vs Gold
 - Black History February 1
- Winter Formal January 20, 6-10pm
- Blood Drive February 7
- PBIS Laser Tag February 8, February 21, March 21
- Student of the Month: every teacher honors one student per month (Mandala word & following ROAR expectations)
- PESA Student Presentations
 - January 23-27 Kindness Week
- Community Service
 - Farm - Food Packing and Produce Distribution (September & ongoing)
 - Campus Beautification
 - Service Day January 17
- Aquarium of the Pacific Field Trip 9 & 12th Graders
- Museum of Tolerance Field Trip 10th & 11th Graders

IX. NWEA Fall to Winter





Student Growth Summary Report

Aggregate by School

Term: Spring 2021-2022
District: Los Angeles Leadership Academy

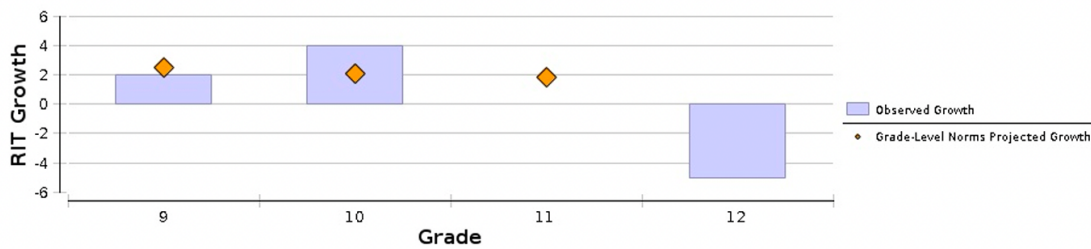
Norms Reference Data: 2020 Norms.
Growth Comparison Period: Fall 2021 - Spring 2022
Weeks of Instruction: Start - 4 (Fall 2021)
End - 32 (Spring 2022)
Grouping: None
Small Group Display: No

Los Angeles Leadership Academy High School

Language Arts:
Language Usage

| Grade (Spring 2022) | Total Number of Growth Events† | Comparison Periods | | | | | | Growth | | Growth Evaluated Against | | | | | | |
|---------------------|--------------------------------|--------------------|--------------------|------------------------|----------------|--------------------|------------------------|-----------------|--------------------|--------------------------|---------------------------------|--------------------------------------|--|--|--|--|
| | | Fall 2021 | | | Spring 2022 | | | Observed Growth | Observed Growth SE | Grade-Level Norms | | | Student Norms | | | |
| | | Mean RIT Score | Standard Deviation | Achievement Percentile | Mean RIT Score | Standard Deviation | Achievement Percentile | | | Projected School Growth | School Conditional Growth Index | School Conditional Growth Percentile | Number of Students With Growth Projections | Number of Students Who Met Their Growth Projection | Percentage of Students Who Met Growth Projection | Student Median Conditional Growth Percentile |
| 9 | 39 | 210.4 | 12.9 | 20 | 212.3 | 14.6 | 18 | 2 | 1.9 | 2.5 | -0.44 | 33 | 39 | 19 | 49 | 46 |
| 10 | 42 | 216.6 | 10.0 | 37 | 220.2 | 10.4 | 46 | 4 | 1.1 | 2.1 | 1.09 | 86 | 42 | 28 | 67 | 64 |
| 11 | 51 | 214.9 | 12.1 | 19 | 214.4 | 14.8 | 11 | 0 | 1.6 | 1.8 | -1.36 | 9 | 51 | 20 | 39 | 36 |
| 12 | 29 | 214.2 | 19.3 | | 209.2 | 22.3 | | -5 | 2.1 | | | | 0 | | | |

Language Arts: Language Usage



Student Growth Summary Report

Aggregate by School

Term: Spring 2021-2022
District: Los Angeles Leadership Academy

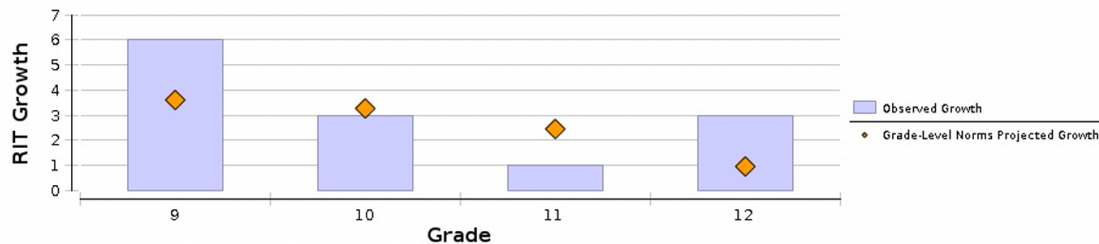
Norms Reference Data: 2020 Norms.
Growth Comparison Period: Fall 2021 - Spring 2022
Weeks of Instruction: Start - 4 (Fall 2021)
End - 32 (Spring 2022)
Grouping: None
Small Group Display: No

Los Angeles Leadership Academy High School

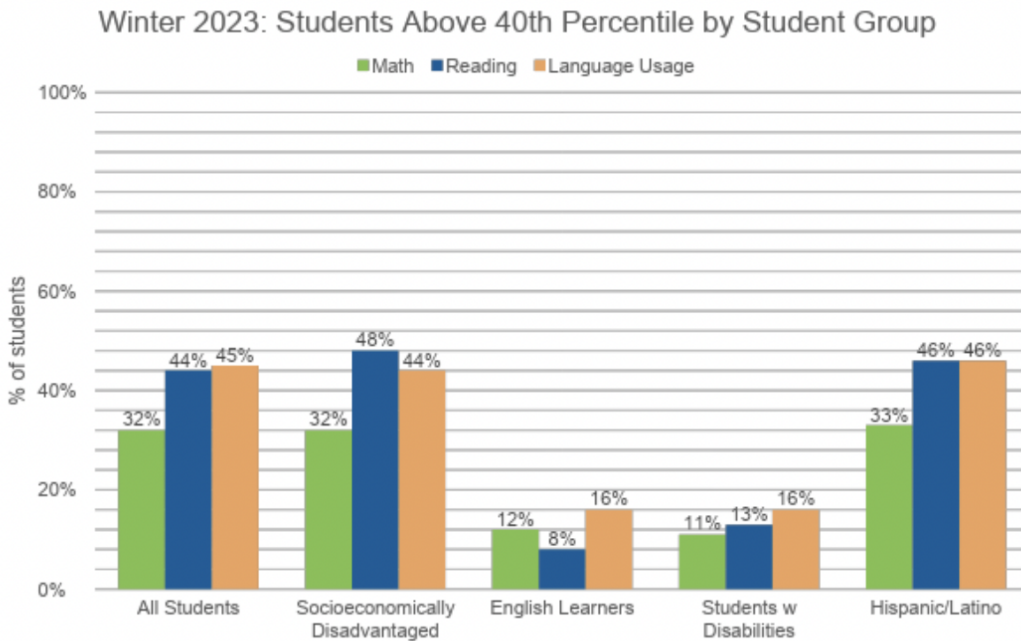
Math: Math K-12

| Grade (Spring 2022) | Total Number of Growth Events† | Comparison Periods | | | | | | Growth | | Growth Evaluated Against | | | | | | |
|---------------------|--------------------------------|--------------------|--------------------|------------------------|----------------|--------------------|------------------------|-----------------|--------------------|--------------------------|---------------------------------|--------------------------------------|--|--|--|--|
| | | Fall 2021 | | | Spring 2022 | | | Observed Growth | Observed Growth SE | Grade-Level Norms | | | Student Norms | | | |
| | | Mean RIT Score | Standard Deviation | Achievement Percentile | Mean RIT Score | Standard Deviation | Achievement Percentile | | | Projected School Growth | School Conditional Growth Index | School Conditional Growth Percentile | Number of Students With Growth Projections | Number of Students Who Met Their Growth Projection | Percentage of Students Who Met Growth Projection | Student Median Conditional Growth Percentile |
| 9 | 37 | 213.3 | 18.1 | 9 | 219.3 | 16.9 | 15 | 6 | 1.5 | 3.6 | 1.24 | 89 | 37 | 19 | 51 | 48 |
| 10 | 42 | 222.5 | 14.3 | 26 | 225.9 | 15.8 | 27 | 3 | 1.1 | 3.3 | 0.06 | 52 | 42 | 24 | 57 | 53 |
| 11 | 50 | 219.9 | 16.7 | 13 | 220.6 | 19.8 | 10 | 1 | 1.8 | 2.5 | -0.88 | 19 | 50 | 22 | 44 | 45 |
| 12 | 29 | 221.4 | 26.0 | 15 | 224.2 | 23.8 | 19 | 3 | 3.0 | 0.9 | 0.87 | 81 | 29 | 15 | 52 | 61 |

Math: Math K-12

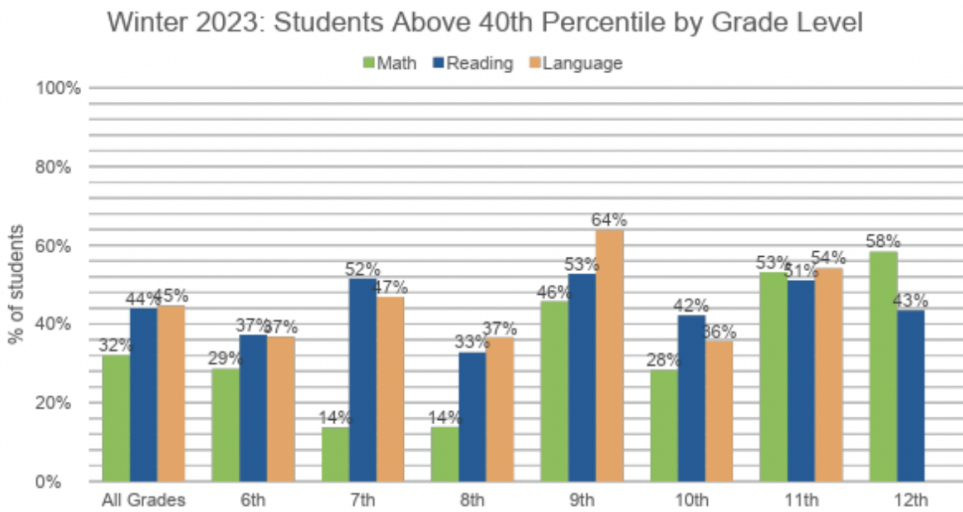


Students Performing At or Above Grade Level Expectations LALA – Winter 2023



Students Performing At or Above Grade Level Expectations LALA – Winter 2023

Students are performing lower in Math than Reading/Language from Grades 6-10. Grades 9 and 11 have the largest percentage of students on or above grade level in subjects.



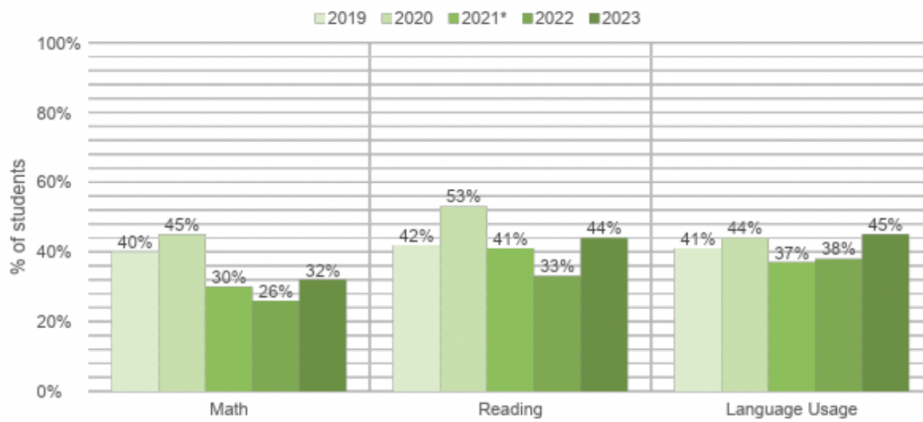
Performance Across Years: At or Above Grade Level Expectations LALA - Winter

17

All courses show a larger percentage of students at or above grade level in Winter 2023 compared to Winter 2022



Winter Performance Across Years: Students Above 40th Percentile



*2021 is Spring data, as Winter wasn't tested in the 2020-21 school year.

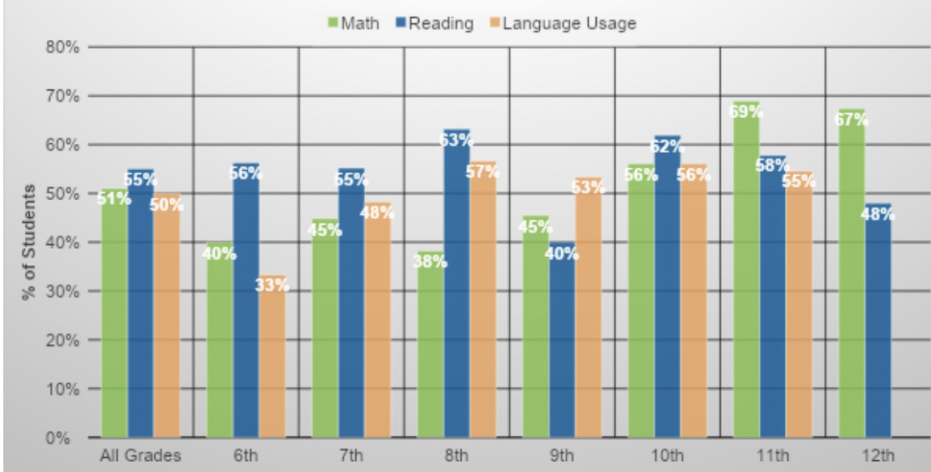
Students Meeting Annual Growth Target by Grade Level LALA – 2022-23

18

A majority of students are meeting their Fall to Winter growth targets in all subjects



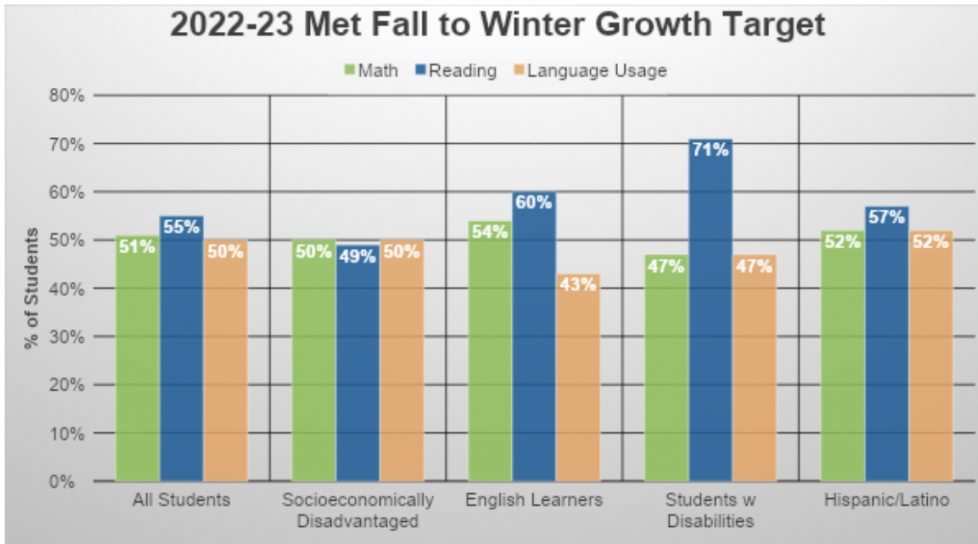
2022-23 Met Fall to Winter Growth Target



Students Meeting Annual Growth Target by Student Group LALA – 2022-23

19

No student groups are performing significantly below schoolwide averages in meeting growth targets.



Meeting Growth Target Across Years LALA

20

Prior years' growth is primarily based on students meeting Fall to Spring growth targets, and 22-23 is Fall to Winter.

